

Texas Education Agency
2023 Federal Report Card
MAUDE MAE KIRCHNER EL (159901107) - EAGLE PASS ISD - MAVERICK COUNTY


Part (i): Description of State Accountability System

Part (i)(I) the minimum number of students that the State determines are necessary to be included in each of the subgroups of students for use in the accountability system. The Texas accountability minimum size criteria are 10 assessments or students for the all student group or any subgroup for every indicator.

Part (i)(II) the long-term goals and measurements of interim progress for all students and for each of the subgroups of students (not applicable to

Texas Education Agency
 2023 Federal Report Card
 MAUDE MAE KIRCHNER EL (159901107) - EAGLE PASS ISD - MAVERICK COUNTY

State ESSA Goals (Middle Schools)											
	All Students	African American	Hispanic	White	American Indian	Asian	Pacific Islander	Two or More Races	Econ Disadv	Special Educ	EL (Current & Former)
Academic Performance (At Meets											



Texas Education Agency
 2023 Federal Report Card
 MAUDE MAE KIRCHNER EL (159901107) - EAGLE PASS ISD - MAVERICK COUNTY

State ESSA Goals (Elementary Schools)											
	All Students	African American	Hispanic	White	American Indian	Asian	Pacific Islander	Two or More Races	Econ Disadv	Special Educ	EL (Current & Former)
Baseline Rates											49%
2022-23 through 2026-27											49%
2027-28 through 2031-32											51%
2032-33 through 2036-37											53%
2037-38											55%

Texas Education Agency
2023 Federal Report Card
MAUDE MAE KIRCHNER EL (159901107) - EAGLE PASS ISD - MAVERICK COUNTY

the
score is the
y manual for

es the
targets

er for
ted

I
rank
ability.
oe's
s will be

y


-






Texas Education Agency
 2023 Federal Report Card
 MAUDE MAE KIRCHNER EL (159901107) - EAGLE PASS ISD - MAVERICK COUNTY

	State	District	Campus	African American	Hispanic	White	American Indian	Asian	Pacific Islander	Two or More Races	Econ Disadv	Non Econ Disadv	CWD	CWOD	EL	Male	Female	Migrant			
--	-------	----------	--------	------------------	----------	-------	-----------------	-------	------------------	-------------------	-------------	-----------------	-----	------	----	------	--------	---------	--	--	--







Texas Education Agency
2023 Federal Report Card
MAUDE MAE KIRCHNER EL (159901107) - EAGLE PASS ISD - MAVERICK COUNTY

Part (v): School Quality or Student Success (SQSS)

This section provides information on the other indicators of school quality or student success, which is college, career and military readiness (CCMR) for high schools and average performance rate of the three STAAR performance levels of all students, regardless of whether they were in the accountability subset, for elementary and secondary schools without a graduation rate. (CWD: children with disability; EL: English learner)

	All Students	African American	Hispanic	White	American Indian	Asian	Pacific Islander	Two or More Races	Econ Disadv	CWD	EL
Student Success (Student Achievement Domain Score: STAAR Component Only)											
STAAR Component Score	40	-	40	57	-	-	-	-	37	19	36
School Quality (College, Career, and Military Readiness Performance)											
%Students meeting CCMR	-	-	-	-	-	-	-	-	-	-	-

- Indicates there are no students in the group.

* Indicates results are masked due to small numbers to protect student confidentiality.

Part (vi): Goal Meeting Status

This section provides information on the progress of all students and each student group toward meeting the long-term goals or interim objectives on STAAR academic performance, federal graduation rate, and English learners' language proficiency. (CWD: children with disability; EL: English learner)

	All Students	African American	Hispanic	White	American Indian	Asian	Pacific Islander	Two or More Races	Econ Disadv	CWD	EL +
STAAR Performance Status											
Reading											
Interim Goals (2023-2027)	46%	34%	39%	59%	44%	73%	46%	55%	35%	26%	37%
Target Met	N		N						Y	N	N
Interim Goals (2028-2032)	55%	45%	49%	66%	53%	78%	55%	63%	46%	38%	48%
Target Met	N		N						N	N	N
Interim Goals (2033-2037)	64%	56%	59%	73%	62%	83%	64%	71%	57%	50%	59%
Target Met	N		N						N	N	N
Long-Term Goals	73%	67%	70%	80%	72%	87%	73%	78%	68%	63%	69%
Target Met	N		N						N	N	N
Mathematics											
Interim Goals (2023-2027)	49%	33%	44%	60%	47%	82%	51%	55%	40%	29%	45%
Target Met	N		N						N	N	N
Interim Goals (2028-2032)	58%	44%	53%	67%	56%	85%	59%	63%	50%	41%	54%
Target Met	N		N						N	N	N
Interim Goals (2033-2037)	67%	55%	62%	74%	65%	88%	67%	71%	60%	53%	63%
Target Met	N										

Texas Education Agency
2023 Federal Report Card
MAUDE MAE KIRCHNER EL (159901107) - EAGLE PASS ISD - MAVERICK COUNTY

	All Students	African American	Hispanic	White	American Indian	Asian	Pacific Islander	Two or More Races	Econ Disadv	CWD	EL +
Long-Term Goals	75%	67%	72%	80%	74%	91%	76%	78%	70%	65%	73%
Target Met	N		N						N	N	N
English Learner Language Proficiency Status											
Interim Goals (2023-2027)											49%
Target Met											N
Interim Goals (2028-2032)											51%
Target Met											N
Interim Goals (2033-2037)											53%
Target Met											N
Long-Term Goals											55%
Target Met											N
Federal Graduation Status											
Interim Goals (2023-2027)	90.0%	86.3%	88.1%	93.8%	87.4%	96.7%	88.3%	90.8%	86.7%	79.7%	80%
Target Met											
Interim Goals (2028-2032)	92.7%	90.2%	91.4%	95.2%	90.9%	97.1%	91.5%	93.2%	90.5%	85.8%	86%
Target Met											
Interim Goals (2033-2037)	95.4%	94.1%	94.7%	96.6%	94.4%	97.5%	94.7%	95.6%	94.3%	91.9%	92%
Target Met											
Long-Term Goals	98%	98%	98%	98%	98%	98%	98%	98%	98%	98%	98%
Target Met											

Blank cell indicates there are no data available in the group.

+ STAAR Performance and Graduation use EL(Current & Monitored), EL English Learner Language Proficiency uses EL (Current).

Part (vii): STAAR Participation

This section provides the percentage of students assessed and not assessed on STAAR for mathematics, reading/ELA, and science for the 2022-23 school year. (CWD: children with disability; CWOD: children without disability; EL: English learner)

		Campus	African American	Hispanic	White	American Indian	Asian	Pacific Islander	Two or More Races	Econ Disadv	Non Econ Disadv	CWD	CWOD	EL	Male	Female	Migrant
Participation Rate																	
All Subjects	All Students	100%	-	100%	100%	-	-	-	-	100%	100%	100%	100%				

Texas Education Agency
 2023 Federal Report Card
 MAUDE MAE KIRCHNER EL (159901107) - EAGLE PASS ISD - MAVERICK COUNTY

		Total students	African American	Hispanic	White	Indian or Alaska Native	Asian	Pacific Islander	Two or More Races	EL	Students with Disabilities	Students with Disabilities (Section 504)
	Male	0	0	0	0	0	0	0	0	0		0
	Female	0	0	0	0	0	0	0	0	0		0
	Total	0	0	0	0	0	0	0	0	0		0
Expulsions												
With Educational Services	Male	0	0	0	0	0	0	0	0	0		0
	Female	0	0	0	0	0	0	0	0	0		0
	Total	0	0	0	0	0	0	0	0	0		0



Texas Education Agency
2023 Federal Report Card
MAUDE MAE KIRCHNER EL (159901107) - EAGLE PASS ISD - MAVERICK COUNTY

This section provides information on the professional qualifications of teachers, including information disaggregated by high- and low-poverty schools on the number and percentage of (I) inexperienced teacher, principals, and other school leaders; (II) teachers teaching with emergency or provisional credentials; and (III) teachers who are not teaching in the subject or field for which the teacher is certified or licensed.

	All School	
	Number	Percent
Inexperienced Teachers, Principals, and Other School Leaders	1.4	14.9%
Teachers Teaching with Emergency or Provisional Credentials	0.0	-
Teacher Who Are Not Teaching in the Subject or Field for Which the Teacher is Certified or Licensed	0.0	-

- Indicates there are no data available in the group.

Part (x): Per-pupil Expenditure

This section provides information on the per-pupil expenditures of federal, state, and local funds, including actual personnel expenditures and actual non-personnel expenditures, disaggregated by source of funds, for each school district and campus for the preceding fiscal year.

To be updated by June 30th, 2024.

Part (xi): STAAR Alternate 2 Participation

This section provides information on the number and percentage of students with the most significant cognitive disabilities who take STAAR Alternate 2, by grade and subject for the 2022-23 school year.

	State Number of ALT2	State Rate of ALT2	District Number of ALT2	District Rate of ALT2	Campus Number of ALT2	Campus Rate of ALT2
Grade 3						
Reading	7,391	2%	28	3%	-	-
Mathematics	7,386	2%	28	3%	-	-
Grade 4						
Reading	7,296	2%	28	3%	-	-
Mathematics	7,293	2%	28	3%	-	-
Grade 5						
Reading	6,823	2%	20	2%	-	-
Mathematics	6,825	2%	20	2%	-	-
Science	6,820	2%	20	2%	-	-
Grade 6						
Reading	6,480	2%	27	3%	-	-
Mathematics	6,481	2%	27	3%	-	-
Grade 7						
Reading	6,309	2%	12	1%	-	-
Mathematics	6,300	2%	12	1%	-	-
Grade 8						

	State Number of ALT2	State Rate of ALT2	District Number of ALT2	District Rate of ALT2	Campus Number of ALT2	Campus Rate of ALT2
Reading	6,168	1%	24	2%	-	-
Mathematics	6,162	2%	24	2%	-	-
Science	6,163	1%	24	2%	-	-
End of						
English	6,000	1%	8	1%	-	-
English	5,771	2%	2	2%	-	-
Algebra	6,015	1%	9	1%	-	-
Biology	6,041	1%	4	2%	-	-
All Gra						
			5	2%	-	-
			9	2%	-	-
			158	2%	-	-
			68	2%	-	-

State Level: 2022 Percentages at NAEP Achievement Levels										
			% Below Basic		% At or Above Basic		% At or Above Proficient		% At Advanced	
Grade	Subject	Student Group	TX	US	TX	US	TX	US	TX	US
	Mathematics									

